

Co-funded by the
Erasmus+ Programme
of the European Union

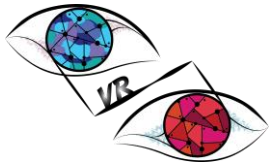


SOME ASSIGNMENTS AND TASKS USING VIRTUAL REALITY IN TEACHING COMMUNICATION

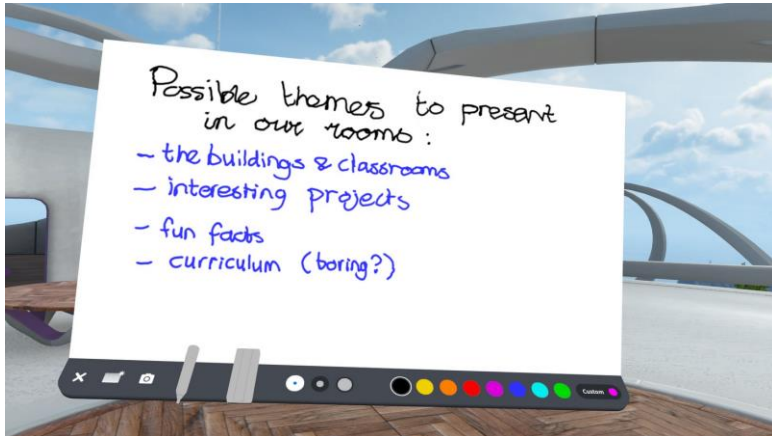
A close-up photograph of a person's hand holding a white smartphone. The background is a blurred library shelf filled with books of various colors, including red, white, and blue. The lighting is soft and focused on the hand and phone.

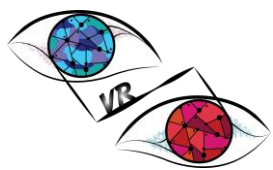
THE COMMUNICATION

TASKS



Example ENGLISH COMMUNICATION TASKS IN GLUE





EXAMPLE

ENGLISH COMMUNICATION – TASKS BROUGHT INTO GLUE (1ST VERSION)

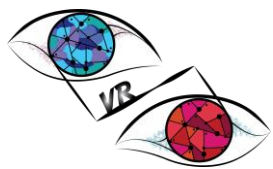
Presenting yourselves

- Find your own picture of your school. Wait for other students in your group.
- In turns, introduce yourselves using the picture and add something personal or funny.
- 1. Take a photo of each student in front of their own picture.

Discuss and take notes:

- Together as a group, explore the space and find 5 objects. Collect them somewhere, and name them in English and your native languages.
- Write the names on sticky notes or a whiteboard.

- Find hidden pictures and put them on a wall for display.
- Discuss if the objects in the pictures are linked to your countries and cultures.



Co-funded by the
Erasmus+ Programme
of the European Union

More information about the Erasmus+ - programme: www.oph.fi/erasmusplus

The European Commission is not responsible for the content of this publication